



Mahmood Al-Qaisi



IRAQ GATE

For Digital Data

2 0 2 0

Schools In Iraq

PART THREE





Secondary Schools

Schools In Iraq

Iraq Gate For Digital Data 2020

PART THREE



2



Mahmood Al-Qaisi

8139

Secondary Schools



1474

Coed
Schools



% 18.1

2923

Girls
Schools



% 35.9

3742

Boys
Schools



% 46

% 0.5

Religious
Schools



% 12.5

Private
Schools



% 87

Public
Schools





84142

Classrooms



Number of Students

3140110



Forms the rate of

% 55.2

Males

1731853



Forms the rate of

% 44.8

Females

1408257



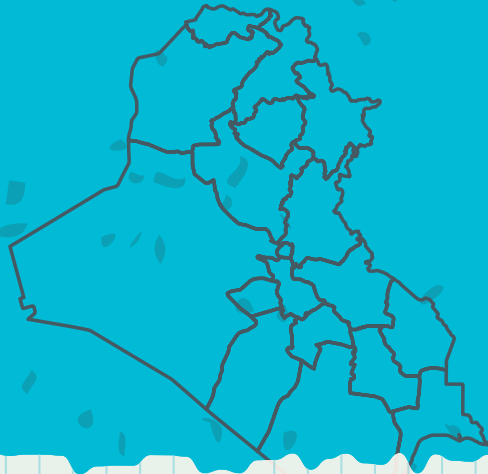
**Average Number of Students
in one Classroom**

37 Students



Teaching Faculty Number

168330



Secondary Schools In Iraqi Governorates





Nineveh



Nineveh

573

Schools

Public, Private and Religious Schools

158

Coed Schools



160

Girls Schools




220

Boys Schools



Number of Deserting Students




6245



Girls
2437

Boys
3808





538

**Public
Schools**

Students in Public Schools



209020



Girls

Boys

88023

120997



Public Schools Faculty

9497



Females

Males



3990

5517



35

**Private
Schools**

Students at Private Schools



5501



Girls

Boys

2095

3406



Private Schools Faculty Staff

619



Females

Males

261

358





Kirkuk



Kirkuk

471

Schools

Public – Private – Religious

132

Coed
Schools



149

Girls
Schools



166

Boys
Schools



Number of Deserting Students



2139



Girls
766

Boys
1373





447

**Public
Schools**

Students in Public Schools



134304

Girls

Boys



59756

74548



Public Schools Faculty

5204



Females

Males

2900

2304





24
Private
Schools

Students at Private Schools



3258

Girls
975

Boys
2283



Private Schools Faculty Staff

377



Females
125

Males
252





Students at Religious Schools



Religious Schools Faculty Staff





Diyala



Diyala

541

Schools

Public – Private – Religious

191

Coed
Schools



151

Girls
Schools



179

Boys
Schools



Number of Deserting Students



2400



Girls
1093

Boys
1307





521

**Public
Schools**

Students in Public Schools



166999

Girls

Boys



76928

90071



Public Schools Faculty

10905



Females

5595

Males

5310





20
Private
Schools

Students at Private Schools



1477



Girls
474

Boys
1003



Private Schools Faculty Staff

240



Females
105

Males
135





Students at Religious Schools



146
Girls
74

Boys
72



Religious Schools Faculty Staff

24



Females

15

Males

9





Anbar



Anbar

609

Schools

Public – Private – Religious

90

Coed
Schools



216

Girls
Schools



281

Boys
Schools



Number of Deserting Students



2031



Girls
1156

Boys
875





587

**Public
Schools**

Students in Public Schools



154763

Girls

Boys



68947

85816



Public Schools Faculty

9601

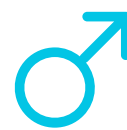


Females

3585

Males

6016





22
Private
Schools

Students at Private Schools



1 1 4 6

Girls
465

Boys
681



Private Schools Faculty Staff

2 1 9



Females
106

Males
113






Baghdad



Baghdad





1342

**Public
Schools**

Students in Public Schools



780420



Girls

Boys

368311

412109



Public Schools Faculty

39587

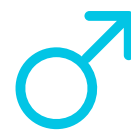


Females

Males

26552

13035





272

**Private
Schools**

Students at Private Schools



33664



Girls

Boys

10841

22823



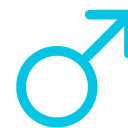
Private Schools Faculty Staff

4468



Females

Males



2624

1844



12

Religious
Schools

Students at Religious Schools



3614



Girls

Boys

1695

1919



Religious Schools Faculty Staff

381



Females

Males

221

160





Babil



Babil

445
Schools

Public – Private – Religious

131
Coed
Schools




127
Girls
Schools



152
Boys
Schools



Number of Deserting Students



5538
Girls
2290

Boys

3248





410
Public
Schools

Students in Public Schools



215929

Girls

Boys



94301

121628



Public Schools Faculty

11557

Females

Males



5995

5562





32

**Private
Schools**

Students at Private Schools



4923



Girls

1517

Boys

3406



Private Schools Faculty Staff

713

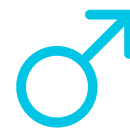


Females

301

Males

412





3

Religious
Schools

Students at Religious Schools



731



Girls
142

Boys
589



Religious Schools Faculty Staff

108



Females
39

Males
69





Karbala



Karbala

272

Schools

Public – Private – Religious

15

Coed
Schools



107

Girls
Schools



120

Boys
Schools



Number of Deserting Students



Girls
1688

3990

Boys
2302





242

Public
Schools

Students in Public Schools



124561

Girls

Boys



59963

64598



Public Schools Faculty

6938



Females

3722

Males

3216





28

**Private
Schools**

Students at Private Schools



4573

Girls

1710

Boys

2863



Private Schools Faculty Staff

537



Females

272

Males

265





2

Religious
Schools

Students at Religious Schools



607



Girls

Boys

264

343



Religious Schools Faculty Staff

70



Females

Males

44

26





Wasit



Wasit

349

Schools

Public – Private – Religious

65

Coed
Schools



111

Girls
Schools



143

Boys
Schools



Number of Deserting Students



Girls
962

2341

Boys
1379





319

**Public
Schools**

Students in Public Schools



120964



Girls

Boys

51824

69140



Public Schools Faculty

6401



Females

Males

3544

2857





28

**Private
Schools**

Students at Private Schools



3196



Girls

Boys

1776

1420



Private Schools Faculty Staff

475



Females

Males

181

294





2

Religious
Schools

Students at Religious Schools



312



Girls

Boys

153

159



Religious Schools Faculty Staff

52



Females

Males

27

25





Salahuddine



Salahuddine

588
Schools

Public – Private – Religious

164
Coed
Schools



169
Girls
Schools



230
Boys
Schools



Number of Deserting Students



1912
Girls
876

Boys
1036





563

**Public
Schools**

Students in Public Schools



139418



Girls

Boys

59084

80334



Public Schools Faculty

6231



Females

Males

3133

3098





23

**Private
Schools**

Students at Private Schools



3220



Girls

Boys

935

2285



Private Schools Faculty Staff

280



Females

Males



78

202



2

Religious
Schools


Students at Religious Schools



173

Girls
101

Boys
72



Religious Schools Faculty Staff

33




Females

21

Males

12





Najaf




Najaf

376
Schools

Public – Private – Religious




Number of Deserting Students



4319

♀ **Girls** **Boys** ♂

2446 **1873**





312

**Public
Schools**

Students in Public Schools



140608

Girls

Boys



67227

73381



Public Schools Faculty

8066



Females

Males

4882

3184





60

**Private
Schools**

Students at Private Schools



17895



Girls

Boys

6901

10994



Private Schools Faculty Staff

1197



Females

Males



308

889



4

Religious
Schools

Students at Religious Schools



1558



Girls
631

Boys
927



Religious Schools Faculty Staff

129



Females
69

Males
60





Qadisiya



Qadisiya

371

Schools

Public – Private – Religious

56

Coed
Schools



112

Girls
Schools



135

Boys
Schools



Number of Deserting Students



3658



Girls
1403

Boys
2255





303

**Public
Schools**

Students in Public Schools



138056

Girls

Boys



63382

74674



Public Schools Faculty

7830

Females

Males



4254

3576





61

**Private
Schools**

Students at Private Schools



5418



Girls

Boys

1815

3603



Private Schools Faculty Staff

1046



Females

Males



309

737



7

Religious
Schools

Students at Religious Schools



2978



Girls
770

Boys
2208



Religious Schools Faculty Staff

210



Females
109

Males
101





Al Muthana




Al Muthana

173
Schools

Public – Private – Religious




Number of Deserting Students



2518
Girls
990

Boys
1528





155

**Public
Schools**

Students in Public Schools



74757



Girls

Boys

32061

42696



Public Schools Faculty

2766



Females

Males

1467

1299





14

**Private
Schools**

Students at Private Schools



3053



Girls

Boys

1040

2013



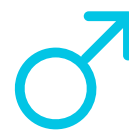
Private Schools Faculty Staff

238



Females

Males



59

179



4

Religious
Schools

Students at Religious Schools



1287



Girls
702

Boys
585



Religious Schools Faculty Staff

64



Females
40

Males
24





Thi Qar



Thi Qar

738

Schools

Public – Private – Religious

202
Coed
Schools




176
Girls
Schools



225
Boys
Schools



Number of Deserting Students



4377
Girls
2286

Boys
2091





603

**Public
Schools**

Students in Public Schools



205196



Girls

Boys

90375

114821



Public Schools Faculty

11220



Females

Males



5319

5901



133

**Private
Schools**

Students at Private Schools



15884



Girls

Boys

7320

8564



Private Schools Faculty Staff

2046



Females

436

Males

1610





2

Religious
Schools

Students at Religious Schools



Girls

453

609

Boys

156



Religious Schools Faculty Staff

64



Females

41

Males

23





Missan



Missan

189

Schools

Public – Private – Religious

27

Coed
Schools



59

Girls
Schools



84

Boys
Schools



Number of Deserting Students



1967



Girls
582

Boys
1385





170

**Public
Schools**

Students in Public Schools



109067



Girls

Boys

46326

62741



Public Schools Faculty

3700



Females

Males

1821

1879





16

**Private
Schools**

Students at Private Schools



1800



**Girls
706**

**Boys
1094**



Private Schools Faculty Staff

229



**Females
75**

**Males
154**





3

Religious
Schools

Students at Religious Schools



720



Girls
364

Boys
356



Religious Schools Faculty Staff

49



Females
33

Males
16





Basrah



Basrah

818

Schools

Public – Private – Religious

49

Coed
Schools



244

Girls
Schools




276

Boys
Schools




Number of Deserting Students



6772

Girls
3147

Boys
3625





569

**Public
Schools**

Students in Public Schools



270086

Girls

Boys



126277 143809



Public Schools Faculty

14577

Females

Males



9098

5479





248
Private
Schools

Students at Private Schools



37738

Girls

Boys



11305

26433



Private Schools Faculty Staff

331



Females

Males

110

221





1

Religious
Schools

Students at Religious Schools



351

Girls

118

Boys

233



Religious Schools Faculty Staff

32



Females

16

Males

16



School Buildings with double shift Attendance



961

Triple shifts
schools



6337

Double shift
schools



6484

Shortage in school
buildings



2339

Under construction
schools most of which
are on hold



References

Ministry Of Education . 2019 . General Directorate of Educational Planning. Department of Statistics.

Ministry of Planning . 2019 . Central Organization for Statistics. Higher schools reports

Central Organization for Statistics.2019.Statistics for Education and Teaching . Chapter 9

Ministry Of Planning .2018. National development plan. Chapter9.Teaching and Higher Education .page 215

Central Bank Of Iraq .2017 . Balance of Payments

Multiple Indicator Cluster Survey MICS 6

**Thank
You**

Contact Us



@6262iq



Mahmood Al-Qaisi