



PART ONE

Iraq Gate

For Digital Data

2020



Mahmood Al-Qaisi



Contents

Iraq by Numbers

4



The Iraqi Family

6



Family Expenditure Structure

8



Rates of Unemployment and Poverty

11



Housing and Squatting

15





Preface

Numbers and data are the most important information you can get from statistical studies. In addition to that, getting more accurate information would clearly show the size of achievements realized, without taking sides or bias.



*This report contains
statistical pointers*

reflecting the actual status of Iraq...
depending on governmental reports
from 2017 – 2020,
To be a digital reference for most of Iraqi
people's concerns and a digital road
map reflecting the country's real picture

Mahmoud Muhammed Al Qaisi

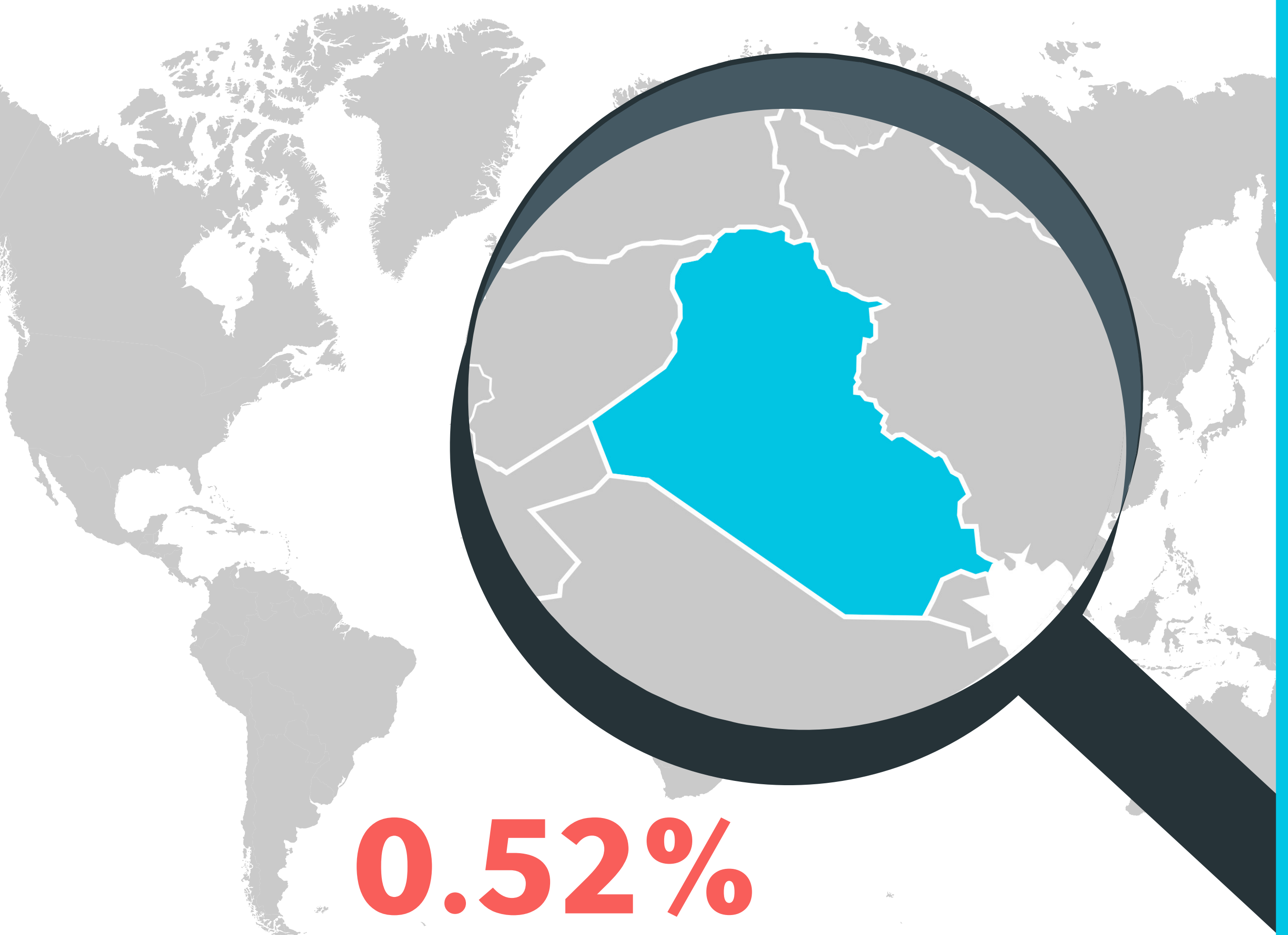



1

Iraq By Numbers



Population
40.222.503
People



0.52%
Of the world population

120
Provinces

18
Governorate


22
Ministries

393
Towns

25
State Bodies

2

Iraqi Family



Iraqi Family



4696265

Total Number of Families

69.8%

Urban Inhabitants

30.2%

Rural Inhabitants

6 People

The average Iraqi Family has

5.9

persons in Urban Arias

6.5

persons in Rural Arias

10.5%

of the families are headed by women

15 years old segment of society

% 40.5

% 54.4

15 -60 years old segment of society

more than **60** years old segment of society

% 5


3

Family Expenditure Structure





Family Expenditure Structure



32 %
Food Stuff



24 %
fuel, housing
and lighting



12.1 %
transportation



6.4 %
clothes and
shoes



5.2 %
furniture
and house
supplies



20.3 %
miscellaneous

% 48.2

of Iraqi
Families spend
1 million – 2
millions IQ per
month

% 31

of families spend
less than 1 million
IQ per month

212.6

Thousand
IQ average
personal Monthly
Expenditure

% 5.7

of Iraqi Families spend 3 millions IQ per month



6.5

Million recruited Persons and Retired



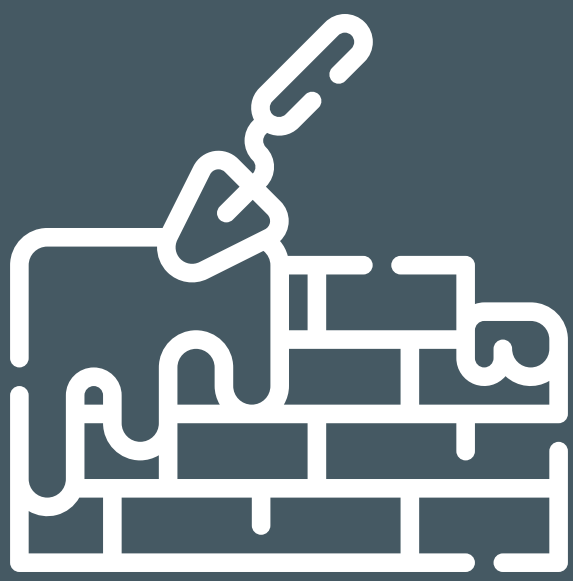
Kurdistan Province

2.5

million retired


4

million recruited



% 68

68% recruited in unorganized activities



5%

Child Labor (5 -14 Years Old)

4

Rates of Unemployment and Poverty



Rates of Unemployment and Poverty

13.8 % 15 years old segment

27.5 % 15- 24 years old segment

24.5 % 15- 19 years old segment

2.9 % 60- 64 years old segment

% 8.1 
in Rural Area

% 11.5 
in Urban Areas

Unemployment and Poverty Rates reached

% 29 

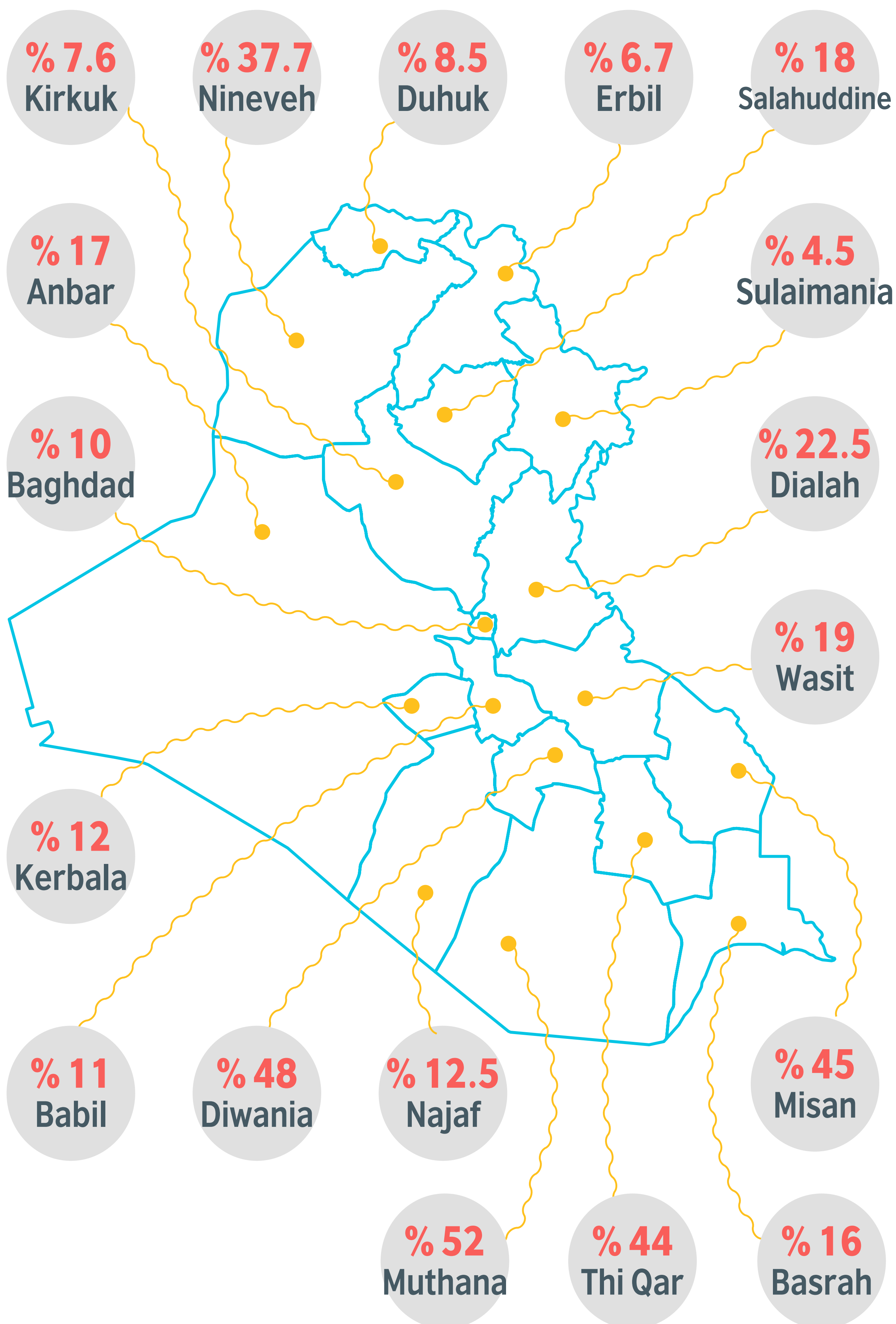
Among IDP (Internally Displaced Person) and Refugees

% 20

general poverty rate

508295

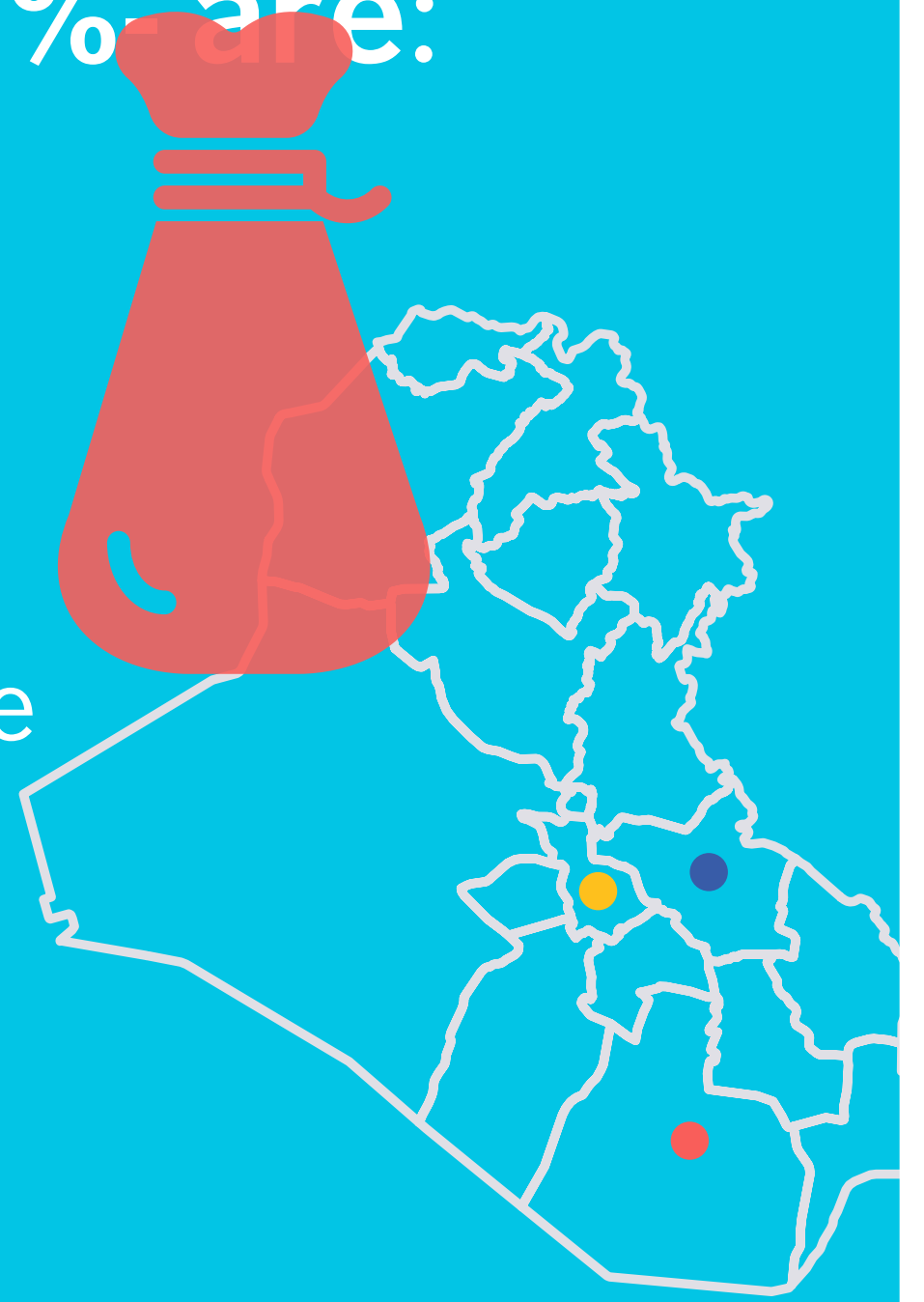
unemployed persons
officially registered



Iraq's most poor provinces which poverty rates were 70-77% are:

% 77-70

- Gamas in Qadiseya Governorate
- Bani Hashim in Misan Governorate
- Al Hilal , Al Najmi , Al Warkaa and Al Soyar in Muthana Governorate



% 1

Rate of the lesser poor Provinces

Philisteen
In
Baghdad

Ainkawa
In
Erbil

Center of
Darbandichan
Province

Halabcha
Bayarah
Sulaimania
Center

Economic Status of Families

% 13
Good

% 44
Bad

% 31
Bad

% 56
Average

5

Housing and Squatting



5877955 Buildings

% 76.1 Houses



3961604 Buildings in Urban Arias

1916351 buildings in Rural Arias


1289905 facilities and commercial Malls
Rating 21.9%

2.5 5 Million housing Unit (housing Shortage) **% 50** mainly in Baghdad

3687 squatted units **521947** thousand Hose
Includes

No. of population in squatted places **3292606** people

Baghdad Comes first in squatted places then Basrah comes after



References

Idometer

<https://bit.ly/30PENj>

<https://bit.ly/3fAWW8z>



<https://bit.ly/3eaJZ54>



Ministry Of Finance 2020 . State account for the federal budget. Financial reports.

<https://bit.ly/3hCpQqH>

Ministry of Planning .2018 . National Development Plan . Sectoral and spatial development: Energy Sector . Chapter 8 , Page 148

<https://bit.ly/3fz0tnQ>

file:///C:/Users/baghdad/Downloads/report_2018_3.pdf



File:///C:/Users/Baghdad/Downloads/report_2018_3.pdf
Ministry Of Health and Environment .2017. Annual Statistical Report

<https://bit.ly/3hAil3S>

Central Statistical Organization .2018. Poverty Survey and Assessment Report in Iraq

<https://bit.ly/37yMmfN>



<https://bit.ly/2Y9PYBy>

Ministry of Planning. 2018. National development plan. Sectoral and spatial Development. Chapter 8. P. 175.

<https://bit.ly/2ALswlt>



<https://bit.ly/2BbJfhN>



<https://bit.ly/2YIAwLP>

High Commission for Human Rights in Iraq. 2019. Conditions of Prisoners in Iraq. A statement to the Washington Post. 19 - June -. 2019

<https://bit.ly/3hzgnjX>



<https://bit.ly/37yYZra>

<https://bit.ly/2UTq57j>



<https://bit.ly/3d6krET>

<https://bit.ly/2YKcgsH>

<https://bit.ly/37AU1dr>

Ministry of Higher Education and Scientific Research. 2020. Public and private Universities and research centers .

<https://bit.ly/3e7vj72>

<https://bit.ly/2USEaBP>

<https://bit.ly/30QfnCo>



<https://cbi.iq/page/23>



<https://bit.ly/3e8VJp1>



<https://bit.ly/2YHmQAT>

<https://cbi.iq/page/113>

<https://cbi.iq/page/114>

<https://cbi.iq/page/24>

Central Bank of Iraq. Visiting the website on 6/20/2020/17/
[/https://cbi.iq](https://cbi.iq)

Central Statistical Organization. 2018. Survey of hotels and Tourist accommodation complexes.P.2
<https://bit.ly/2Y9wxcs>

<https://bit.ly/30MJFWw>

Ministry of Immigration and Displacement. 2019. Statistics of the displaced and returning. <https://bit.ly/2N3f3rw>

Ministry of Planning. 2018. Governorates reconstruction and Development. Chapter VI. P 109.

Ministry of Planning. 2018. National development plan. Construction and Development of Governorates: Military Collateral Damage. Chapter six. P. 119.

Ministry of Planning . Same as above . P,112



<https://bit.ly/37DqFLx>



<https://bit.ly/3hxGbwV>



<https://bit.ly/2zlijps>

<https://bit.ly/37zUNay>



<https://bit.ly/3ea5T8M>



<https://rsf.org/ar/Irq>

**Thank
You**

Contact Us



@6262iq



Mahmood Al-Qaisi