
Iraq Digital
Data Portal
2020



**Industry
in Iraq**



Mahmood Al-Qaisi

@6262iq



Contents

Small industrial facilities	3
Intermediate Industrial Facilities	4
Large industrial facilities	7
Industrial cities	10
Distribution schedule for establishment permits according to Iraqi provinces	12

1

Small industrial facilities





5111

unfinished
establishment
industrial
facilities

20600

Full-fledged
establishment
industrial
facilities

25711

Small
industrial
facilities

Manufacturing
rate

% 53

Average

worker's wage

5.5 million

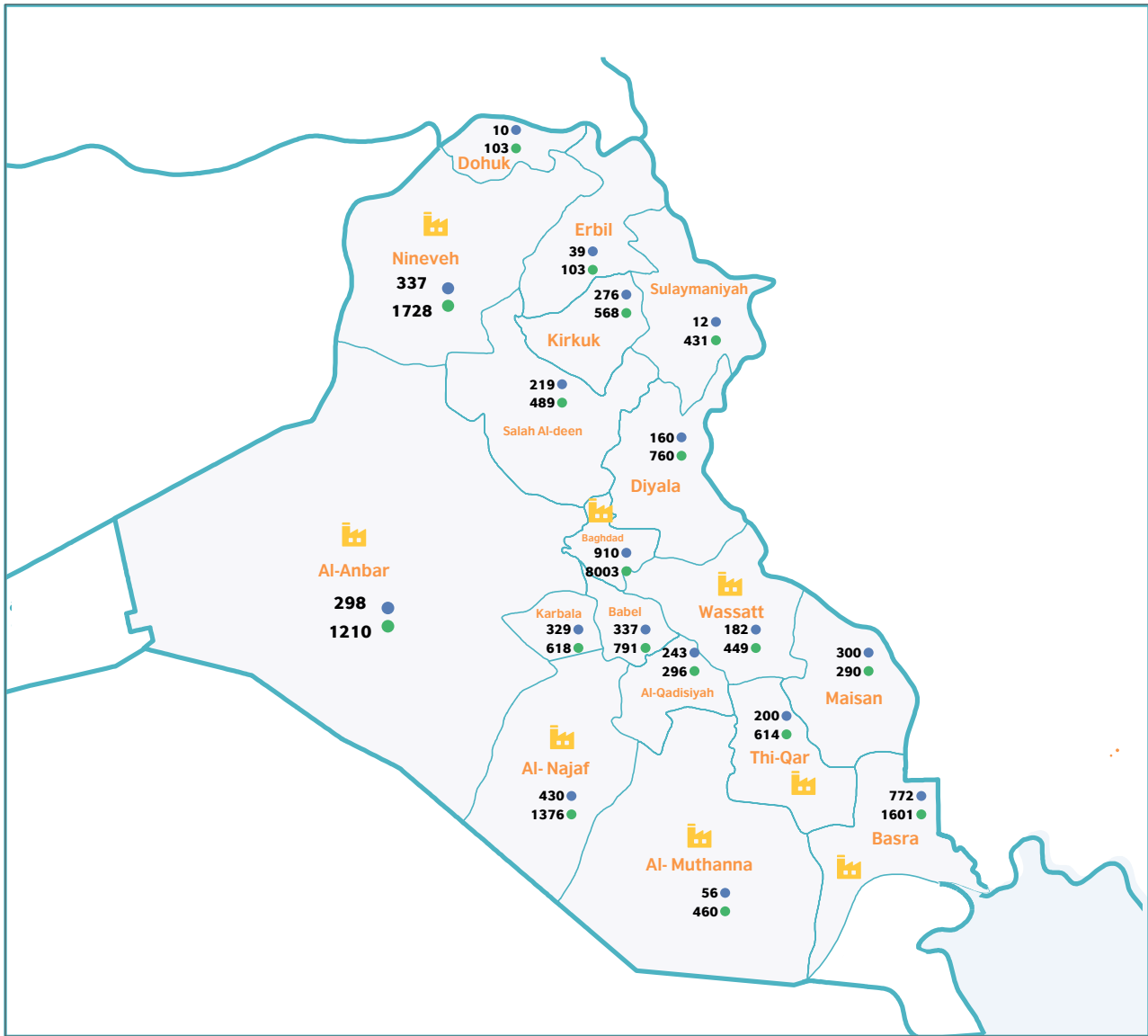
Iraqi dinars

per a year

83375

workers in
those small
industrial
facilities

Small industrial facilities according to the Iraqi provinces




Number of fully established industrial projects and that under establishment till 1/10 /2020

- Number of fully established industrial projects 20600
- Number of industrial projects under establishment 5111
- Industrial Cities
- Prefecture boundaries
- country borders

2

Intermediate Industrial Facilities





2624

workers in those
Intermediate Industrial
Facilities

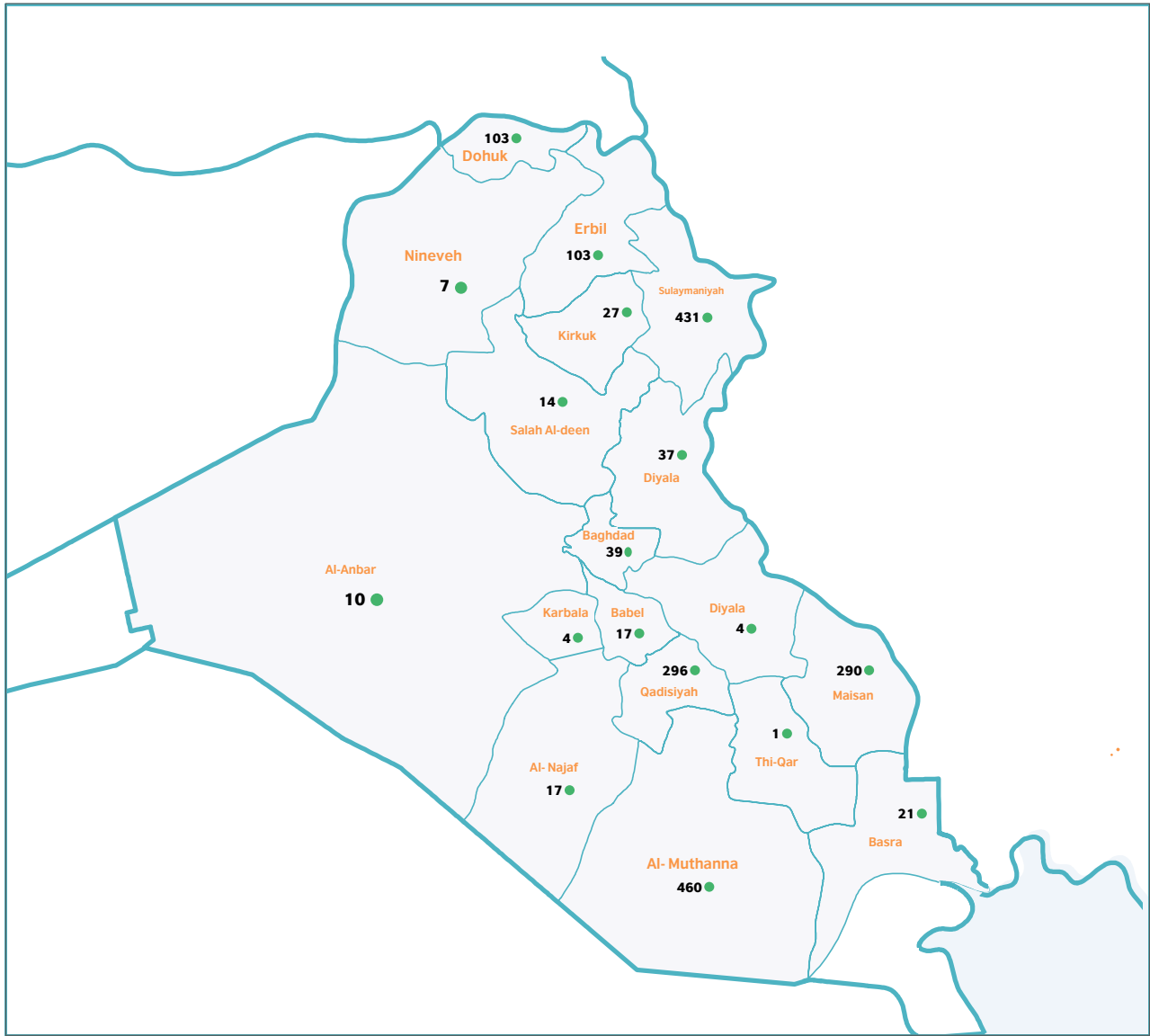
198

Intermediate
Industrial Facilities

Average
worker's wage
is **6.4** million
per a year

Manufacturing
rate **51.5%**

Intermediate industrial facilities according to the Iraqi provinces



● Number of establishments

— Prefecture boundaries

— country borders

3

Large industrial facilities





583

Stopped facilities

670

Working facilities

1253

Large industrial facilities

Large industrial facilities by sector

584

Private

7

mixed

40

General

39

Governmental

52.3

Manufacturing ratio

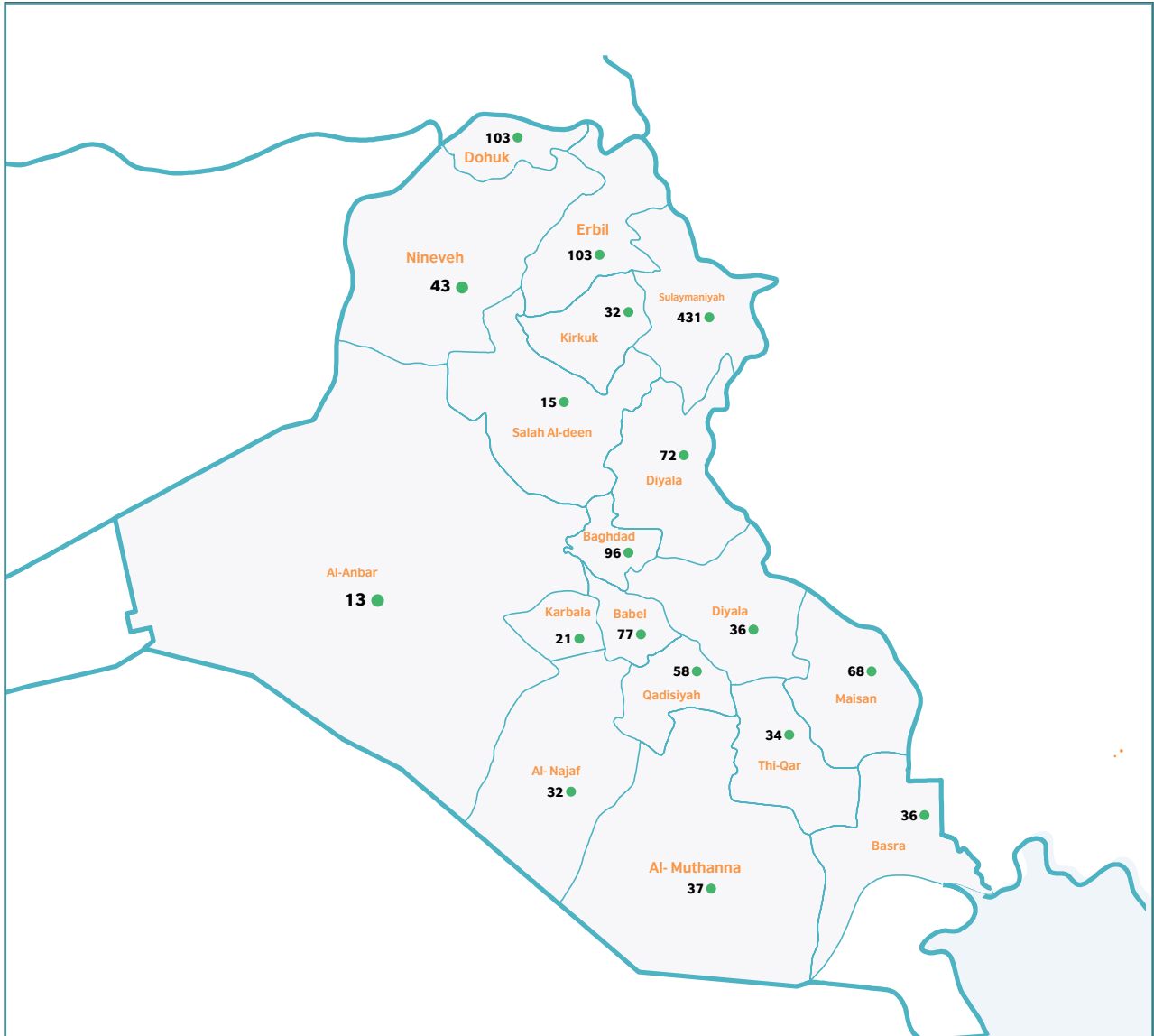
Average wage of

11.4 million Iraqi dinars per a year

135629

Workers in those large industrial facilities

Large industrial facilities according to the Iraqi provinces



- Number of establishments
- Prefecture boundaries
- country borders

4

Industrial cities



4

under completion

8

Industrial cities

Cumulative projects completion ratios

The Industrial city in Al-Anbar

% 31

The Industrial city in Thi-Qar

% 98

The Industrial city in Basra

% 33.76

Al-Nahrawan Industrial complex

% 76



% 0.84

Industry's contribution to the local productions

73

Grain stores

Distribution schedule for establishment permits according to the geographical areas in Iraq January 2020

Province	Construction Industries	Food Industries	Chemical Industries	Mineral Industries	Textile Industries	Total
Basra	5	5	5	9	2	30
Thi-Qar	-	-	-	1	-	1
Maisan	-	3	3	-	-	3
Al- Muthanna	-	1	1	-	-	2
Baghdad	3	12	12	1	1	20
Al-Najaf	-	5	5	1	-	8
Karbala	1	3	3	-	-	4
Babel	-	6	6	-	-	7
Al-Anbar	2	2	2	1	-	6
Diyala	-	1	1	-	-	1
Al-Qadisiyah	-	1	1	-	-	1
Salah Al-Deen	-	-	-	-	-	1
Wassatt	-	-	-	-	-	-
Nineveh	2	3	3	1	-	7
Kirkuk	2	1	1	1	-	5
Erbil	-	-	-	-	-	-
Duhok	-	-	-	-	-	-
Al-Sulymaina	-	-	-	-	-	-
Total	15	43	43	15		96

Thank you

للتواصل



@6262iq



Mahmood Al-Qaisi